






BERYL SURFACE NEW LED K

Surface mounted luminaires



Downlight surface mounted luminaire made of cast aluminum. Luminaire is dedicated for prestigious interiors such as hotels, banks and offices of higher standard. Owing to the newest components and renowned producers of LEDs applied it was possible to build such luminaires which save energy consumption comparing with traditional solutions. The luminaire has the ability to adjust the optics in two planes (in the vertical axis by 359° and to the left and right 15°). Note: the color of the frame and housing has a slightly different shade than the color of the inner reflector cover.


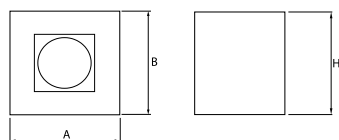




Main parameters:

Name	Luminous flux LED [lm]	Power of luminaire [W]	Color [K]	Dimensions A x B x H [mm]
BERYL SURFACE NEW LED K-1 1800	2000 / 2058	12,8	3000 / 4000	130 x 130 x 154
BERYL SURFACE NEW LED K-2 3600	4179 / 4305	25,5	3000 / 4000	181 x 181 x 192

Technical drawing:



Light and electrical features:

Light source	LED
Voltage	220..240 V, 50..60 Hz
Lifetime of LED sources [h]	83000 (1) / 100000 (2) / 100000 (3)/86000 (1) / 100000 (2) / 100000 (3)
Lx/By	L90/B10 (1) / L80/B10 (2) / L70/B10 (3)
CRI	85/80
SDCM (LED sources)	2
Operating temperature range [°C]	5 ÷ 30
Driver	standard on/off (E) DIM DALI (EDD) *
Power factor cos φ	>0,95

* Variant to specify when ordering

Mechanical features:

Assembly	surface mounted on ceiling
Material	aluminum
Color	RAL 9005 (black) RAL 9016 (white) *
Diffuser	transparent PMMA Micro-PRM (micro-prismatic diffuser PMMA) PLX (PMMA opal) transparent glass

Additional information:

The luminaire can be made in CLO version.

Note: The power shown refers to the whole system (tolerance +/- 10%).
The given luminous flux refers to LED light sources (tolerance +/- 10% depends on the value of the colour temperature).
Technical data may be changed. Photos of the luminaires may differ from reality.
Date of last update: 17-04-2026