




AURORA C

Surface mounted luminaires



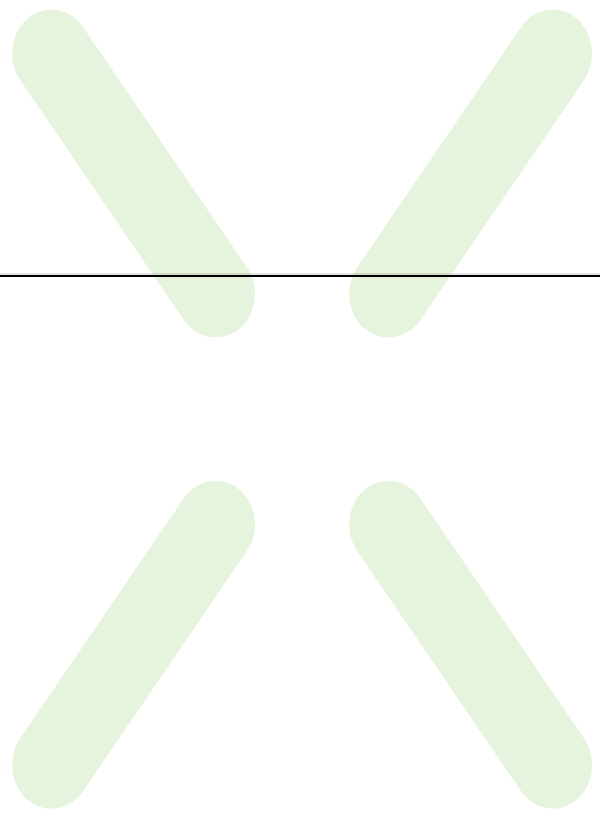
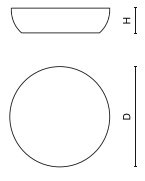
Ceiling-mounted circular LED luminaire with integrated, energy-efficient LED module, characterised by uniform light distribution. The body is made of sheet steel, available in white and black. On the outside it is RAL 9003 white, on the inside RAL 9005 black. Three design variants available - A, B and C. Variant A available in two sizes with a diameter of 500 and 350 mm. Diffuser made of opal PMMA. Two colour temperatures of LED sources available - 3000 and 4000 K. Product available with standard on/off power supply or with DALI power supply. The luminaire is designed for indoor use. It is characterised by good surface illumination, so it is particularly dedicated as a source of general light in representative rooms and passageways. The intended use is commercial, HoReCa and residential spaces.



Main parameters:

Name	Luminous flux LED [lm]	Power of luminaire [W]	Color [K]	Dimensions D x H [mm]
AURORA C/500 3000	2932,6 / 3078	17,5	3000 / 4000	Ø500 x 125
AURORA C/500 3500	3479 / 3655,4	21,2	3000 / 4000	Ø500 x 125
AURORA C/500 4000	4010,4 / 4218,6	24,9	3000 / 4000	Ø500 x 125

Technical drawing:



Light and electrical features:

Light source	LED
Voltage	220..240 V, 50..60 Hz
Lifetime of LED sources [h]	100000
Lx/By	L80/B10
CRI	>80
SDCM (LED sources)	3
Photobiological risk class (IEC/EN 62471)	RG0
Operating temperature range [°C]	5 ÷ 35
Driver	standard on/off (E) DIM DALI (EDD) *
Power factor cos φ	>0,95

* Variant to specify when ordering

Mechanical features:

Assembly	surface mounted on ceiling
Material	steel sheet
Color	RAL 9003 (white) / RAL 9005 (black)
Diffuser	PLX (PMMA opal)



Note: The power shown refers to the whole system (tolerance +/- 10%).
The given luminous flux refers to LED light sources (tolerance +/- 10% depends on the value of the colour temperature).
Technical data may be changed. Photos of the luminaires may differ from reality.
Date of last update: 07-05-2026