




ARUNA SLIM SURFACE LED

Surface mounted luminaires



LED luminaire dedicated to be mounted on suspended modular ceilings or using an adaptor frame in plasterboard ceilings (Aruna Slim M LED), directly on the ceiling (Aruna Slim Surface LED) or using slings (Aruna Slim Suspended LED). Equipped with highly efficient LED light sources. Symmetric or asymmetric light distribution. Housing made of steel sheet. Standard colour of the luminaire is white. Colour rendering index CRI: 80.



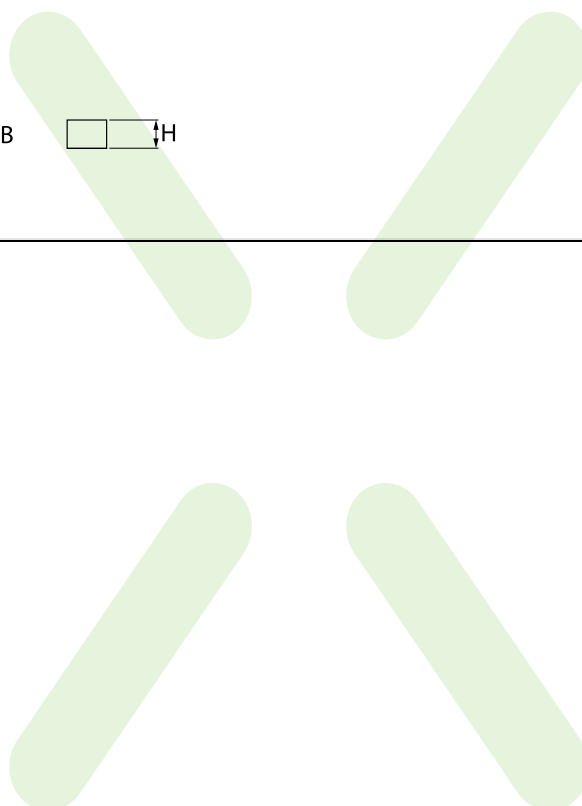
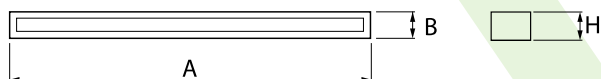
Grimm, Berlin



Main parameters:

Name	Luminous flux LED [lm]	Power of luminaire [W]	Color [K]	Dimensions A x B x H [mm]
ARUNA SLIM SURFACE LED 4400	4565	24,7	4000	1193 x 80 x 40 / 1193 x 80 x 43
ARUNA SLIM SURFACE LED 8000	8330	57	4000	1193 x 80 x 40 / 1193 x 80 x 43

Technical drawing:



Light and electrical features:

Light source	LED
Voltage	220..240 V, 50..60 Hz
Lifetime of LED sources [h]	100000 (1) / 147000 (2)
Lx/By	L80/B10 (1) / L70/B50 (2)
CRI	>80
SDCM (LED sources)	3
Operating temperature range [°C]	5 ÷ 30
Driver	standard on/off (E)
Power factor cos φ	>0,95

Mechanical features:

Assembly	surface mounted on ceiling
Material	steel sheet
Color	RAL 9016 (white)
Diffuser	OPTICS (optical system based on lenses)



Note: The power shown refers to the whole system (tolerance +/- 10%).
The given luminous flux refers to LED light sources (tolerance +/- 10% depends on the value of the colour temperature).
Technical data may be changed. Photos of the luminaires may differ from reality.
Date of last update: 24-04-2026