




X-WALL K9 LED

Surface mounted luminaires



Surface mounted and wall luminary. Luminary body made from aluminum profile, its diffuser made from PMMA. Its asymmetric optical system together with the diffuser provides high energetic efficiency. Luminary recommended for: hospital bathrooms and wards.



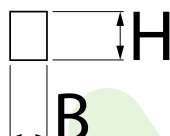
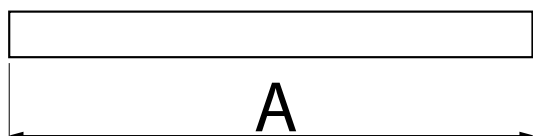
National Research Institute, Warsaw



Main parameters:

| Name | Luminous flux LED [lm] | Power of luminaire [W] | Color [K] | Dimensions A x B x H [mm] |
|--------------------|------------------------|------------------------|-------------|---------------------------|
| X-WALL K9 LED 1300 | 1349 / 1420 | 9 | 3000 / 4000 | 574 x 50 x 60 |
| X-WALL K9 LED 1950 | 1895 / 1964 | 11,1 | 3000 / 4000 | 855 x 50 x 60 |
| X-WALL K9 LED 2200 | 2203 / 2283 | 12,6 | 3000 / 4000 | 574 x 50 x 60 |
| X-WALL K9 LED 2600 | 2525 / 2617 | 14,4 | 3000 / 4000 | 1134 x 50 x 60 |
| X-WALL K9 LED 3250 | 3158 / 3273 | 18,3 | 3000 / 4000 | 1415 x 50 x 60 |
| X-WALL K9 LED 3900 | 3788 / 3926 | 21,7 | 3000 / 4000 | 1694 x 50 x 60 |
| X-WALL K9 LED 4400 | 4406 / 4565 | 24,7 | 3000 / 4000 | 1134 x 50 x 60 |
| X-WALL K9 LED 5200 | 5051 / 5234 | 28,2 | 3000 / 4000 | 2255 x 50 x 60 |
| X-WALL K9 LED 5500 | 5526 / 5727 | 30,5 | 3000 / 4000 | 1415 x 50 x 60 |
| X-WALL K9 LED 6500 | 6314 / 6543 | 34,8 | 3000 / 4000 | 2821 x 50 x 60 |
| X-WALL K9 LED 6600 | 6608 / 6848 | 35,3 | 3000 / 4000 | 1694 x 50 x 60 |
| X-WALL K9 LED 8800 | 8811 / 9130 | 49,1 | 3000 / 4000 | 2255 x 50 x 60 |

Technical drawing:



Light and electrical features:

| | |
|----------------------------------|---|
| Light source | LED |
| Voltage | 220..240 V, 50..60 Hz |
| Lifetime of LED sources [h] | 100000 (1) / 147000 (2) |
| Lx/By | L80/B10 (1) / L70/B50 (2) |
| CRI | >80 |
| SDCM (LED sources) | 3 |
| Operating temperature range [°C] | 5 ÷ 30 |
| Driver | standard on/off (E) DIM DALI (EDD) * |
| Power factor cos φ | >0,9 >0,95 * |

* Variant to specify when ordering

Mechanical features:

| | |
|----------|-------------------|
| Assembly | mounted on wall |
| Material | aluminum |
| Color | anodised aluminum |
| Diffuser | PLX (PMMA opal) |

Additional information:

The luminaire can be made in CLO version.

Note: The power shown refers to the whole system (tolerance +/- 10%).
The given luminous flux refers to LED light sources (tolerance +/- 10% depends on the value of the colour temperature).
Technical data may be changed. Photos of the luminaires may differ from reality.
Date of last update: 08-08-2024