





X-LINE SLIGHT SPOTS L-DOWN LED

Surface mounted luminaires



X-LINE SLIGHT SPOTS is a variant of our popular X-Line linear lighting series, now featuring a combination of general and accent lighting. This version integrates compact yet powerful projectors from LUXIONA offer (Luxcan Micro) with a 15° optical beam (PMMA lens), allowing 360° horizontal and 90° vertical rotation, ideal for highlighting any detail in the space. These projectors are also featured in various Luxiona products, achieving a cohesive aesthetic across projects that use multiple products. Luminaires, available in suspended option, come with opal or micro-prismatic diffuser, in 3000K and 4000K colour temperatures, and CRI80. They are available in three finishes (white, black, and silver) and three lengths (1162, 1723, and 2284mm). It is also possible to choose between non-dimmable drivers or DALI dimmable options. In addition to all standard configurations, this product can be customised in LED colour temperature, CRI, and beam angles (24°, 36°, or 50°) to fit specific lighting needs.

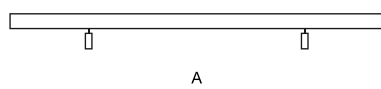


Main parameters:

Name	Luminous flux LED [lm]	Power of luminaire [W]	Color [K]	Dimensions A x B x H [mm]
X-LINE SLIGHT SPOTS L-DOWN LED 2600 MICRO-PRM / 2x 600 15°	2807 / 1294 / 3018 / 1334	15,5 / 10,8	3000 / 4000	1162 x 34 x 68
X-LINE SLIGHT SPOTS L-DOWN LED 2600 PLX / 2x 600 15°	2807 / 1294 / 3018 / 1334	15,5 / 10,8	3000 / 4000	1162 x 34 x 68
X-LINE SLIGHT SPOTS L-DOWN LED 3900 MICRO-PRM / 2x 600 15°	4211 / 1294 / 4527 / 1334	23,2 / 10,8	3000 / 4000	1723 x 34 x 68
X-LINE SLIGHT SPOTS L-DOWN LED 3900 PLX / 2x 600 15°	4211 / 1294 / 4527 / 1334	23,2 / 10,8	3000 / 4000	1723 x 34 x 68
X-LINE SLIGHT SPOTS L-DOWN LED 4400 MICRO-PRM / 2x 600 15°	4456 / 1294 / 4790 / 1334	25,5 / 10,8	3000 / 4000	1162 x 34 x 68
X-LINE SLIGHT SPOTS L-DOWN LED 4400 PLX / 2x 600 15°	4456 / 1294 / 4790 / 1334	25,5 / 10,8	3000 / 4000	1162 x 34 x 68
X-LINE SLIGHT SPOTS L-DOWN LED 5200 MICRO-PRM / 2x 600 15°	5614 / 1294 / 6035 / 1334	30,9 / 10,8	3000 / 4000	2284 x 34 x 68
X-LINE SLIGHT SPOTS L-DOWN LED 5200 PLX / 2x 600 15°	5614 / 1294 / 6035 / 1334	30,9 / 10,8	3000 / 4000	2284 x 34 x 68
X-LINE SLIGHT SPOTS L-DOWN LED 6600 MICRO-PRM / 2x 600 15°	6684 / 1294 / 7185 / 1334	38,3 / 10,8	3000 / 4000	1723 x 34 x 68
X-LINE SLIGHT SPOTS L-DOWN LED 6600 PLX / 2x 600 15°	6684 / 1294 / 7185 / 1334	38,3 / 10,8	3000 / 4000	1723 x 34 x 68
X-LINE SLIGHT SPOTS L-DOWN LED 8800 MICRO-PRM / 2x 600 15°	8912 / 1294 / 9580 / 1334	51,1 / 10,8	3000 / 4000	2284 x 34 x 68
X-LINE SLIGHT SPOTS L-DOWN LED 8800 PLX / 2x 600 15°	8912 / 1294 / 9580 / 1334	51,1 / 10,8	3000 / 4000	2284 x 34 x 68

Technical drawing:

□ ± I
B
H



Light and electrical features:

Light source	LED
Voltage	220..240 V, 50..60 Hz
Lifetime of LED sources [h]	80000
Lx/By	L80/B10
CRI	>80
SDCM (LED sources)	3
Photobiological risk class (IEC/EN 62471)	RG0
Operating temperature range [°C]	5 ÷ 35
Driver	standard on/off (E) / standard on/off (E) DIM DALI (EDD) / DIM DALI (EDD) *

* Variant to specify when ordering

Mechanical features:

Assembly	surface mounted on slings
Material	aluminum
Color	RAL 9005 (black) anodised aluminum RAL 9016 (white) *
Diffuser	Micro-PRM (micro-prismatic diffuser PMMA) / optical system based on PMMA lenses PLX (PMMA opal) / optical system based on PMMA lenses



Note: The power shown refers to the whole system (tolerance +/- 10%).
The given luminous flux refers to LED light sources (tolerance +/- 10% depends on the value of the colour temperature).
Technical data may be changed. Photos of the luminaires may differ from reality.
Date of last update: 17-04-2026