






X-LINE SLIGHT LOW UGR LED

Surface mounted luminaires



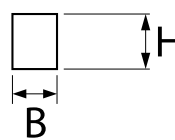
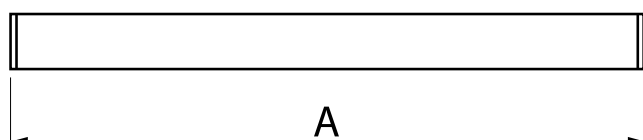
Linear luminaire with minimized width. Made of 34 mm wide and 68 mm high aluminum profile. Mounted on slings. Direct light distribution. The optical system is fulfilled by an anti-glare raster with symmetrical lenses of 45° distribution. Luminaire in single version. Available colours: anodized aluminum, black (RAL 9005), grey (RAL 9006), white (RAL 9016) or any RAL colour on request. End cap aluminum, painted in the colour of the body. Application of luminaires typically for office spaces.



Main parameters:

Name	Luminous flux LED [lm]	Power of luminaire [W]	Color [K]	Dimensions A x B x H [mm]
X-LINE SLIGHT LOW UGR L-DOWN LED 1200	1181 / 1243,2	8	3000 / 4000	800 x 34 x 68
X-LINE SLIGHT LOW UGR L-DOWN LED 1200 TUNABLE WHITE	982÷1142 (2700÷6500 K)	8	2700 ÷ 6500	800 x 34 x 68
X-LINE SLIGHT LOW UGR L-DOWN LED 1800	1771,5 / 1864,5	11,3	3000 / 4000	1200 x 34 x 68
X-LINE SLIGHT LOW UGR L-DOWN LED 1800 TUNABLE WHITE	1473÷1713 (2700÷6500 K)	11,3	2700 ÷ 6500	1200 x 34 x 68
X-LINE SLIGHT LOW UGR L-DOWN LED 2000	1921,2 / 2022,3	13,2	3000 / 4000	800 x 34 x 68
X-LINE SLIGHT LOW UGR L-DOWN LED 2000 TUNABLE WHITE	1666÷1934 (2700÷6500 K)	13,2	2700 ÷ 6500	800 x 34 x 68
X-LINE SLIGHT LOW UGR L-DOWN LED 2400	2362 / 2486	14,5	3000 / 4000	1600 x 34 x 68
X-LINE SLIGHT LOW UGR L-DOWN LED 2400 TUNABLE WHITE	1964÷2284 (2700÷6500 K)	14,4	2700 ÷ 6500	1600 x 34 x 68
X-LINE SLIGHT LOW UGR L-DOWN LED 3000	2881,5 / 2952,5 / 3033 / 3107,5	19,1 / 18,2	3000 / 4000	1200 x 34 x 68 / 2000 x 34 x 68
X-LINE SLIGHT LOW UGR L-DOWN LED 3000 TUNABLE WHITE	2499÷2901 (2700÷6500 K) / 2455÷2855 (2700÷6500 K)	18,9 / 18	2700 ÷ 6500	1200 x 34 x 68 / 2000 x 34 x 68
X-LINE SLIGHT LOW UGR L-DOWN LED 4000	3842 / 4044	25,5	3000 / 4000	1600 x 34 x 68
X-LINE SLIGHT LOW UGR L-DOWN LED 4000 TUNABLE WHITE	3332÷3868 (2700÷6500 K)	25,2	2700 ÷ 6500	1600 x 34 x 68
X-LINE SLIGHT LOW UGR L-DOWN LED 5000	4802,5 / 5055	31,8	3000 / 4000	2000 x 34 x 68
X-LINE SLIGHT LOW UGR L-DOWN LED 5000 TUNABLE WHITE	4165÷4835 (2700÷6500 K)	31,5	2700 ÷ 6500	2000 x 34 x 68
X-LINE SLIGHT LOW UGR LED 1200	1181 / 1243,2	8	3000 / 4000	800 x 34 x 68
X-LINE SLIGHT LOW UGR LED 1800	1771,5 / 1864,5	11,3	3000 / 4000	1200 x 34 x 68
X-LINE SLIGHT LOW UGR LED 2000	1921,2 / 2022,3	13,2	3000 / 4000	800 x 34 x 68
X-LINE SLIGHT LOW UGR LED 2400	2362 / 2486	14,5	3000 / 4000	1600 x 34 x 68
X-LINE SLIGHT LOW UGR LED 3000	2881,5 / 2952,5 / 3033 / 3107,5	19,1 / 18,2	3000 / 4000	1200 x 34 x 68 / 2000 x 34 x 68
X-LINE SLIGHT LOW UGR LED 4000	3842 / 4044	25,5	3000 / 4000	1600 x 34 x 68
X-LINE SLIGHT LOW UGR LED 5000	4802,5 / 5055	31,8	3000 / 4000	2000 x 34 x 68

Technical drawing:



Light and electrical features:

Light source	LED
Voltage	220..240 V, 50..60 Hz
Lifetime of LED sources [h]	145000
Lx/By	L90/B10
CRI	>80
SDCM (LED sources)	3
Photobiological risk class (IEC/EN 62471)	RG0
Operating temperature range [°C]	5 ÷ 35
Driver	standard on/off (E) DIM DALI (EDD) *
Power factor cos φ	>0,95

* Variant to specify when ordering

Mechanical features:

Assembly	surface mounted on slings
Material	aluminum
Color	anodised aluminum RAL 9005 (black) RAL 9006 (grey) RAL 9016 (white) *
Diffuser	LOUVER (anti-glare louver)

Note: The power shown refers to the whole system (tolerance +/- 10%).
The given luminous flux refers to LED light sources (tolerance +/- 10% depends on the value of the colour temperature).
Technical data may be changed. Photos of the luminaires may differ from reality.
Date of last update: 17-04-2026