


Product: PARALLEL LED 4000 OPTICS-DOUBLE SYM E 34 840 / L-1142MM

Index: 19.4101.5121.34



Description

Parallel is an industrial modular system for installing in straight lines. It is an excellent option for lighting industrial premises and warehouses, but is also suitable for offices, supermarkets and commercial spaces. A luminaire mounted in line systems, made of aluminium, painted in white. To be applied in industrial objects and other places, where high intensity and uniformity of lighting is necessary.

Product information

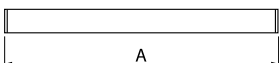
| | |
|----------|--|
| Category | Industrial luminaires |
| Family | PARALLEL LED |
| Name | PARALLEL LED 4000 OPTICS-DOUBLE SYM E 34 840 / L-1142MM |
| Index | 19.4101.5121.34 |



Light and electrical data

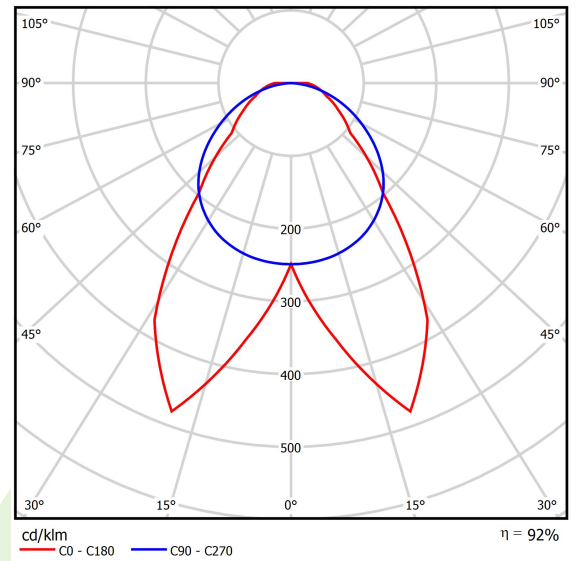
| | |
|---|--|
| Light source | LED |
| Luminous flux LED [lm] | 4606,4 |
| LED power [W] | 23,7 |
| Luminaire luminous flux [lm] | 4242,5 |
| Power of luminaire [W] | 26,5 |
| Luminaire's light efficiency [lm/W] | 160,1 |
| Color of the light [K] | 4000 |
| CRI | >80 |
| SDCM (LED sources) | 3 |
| Beam angle [°] | (C0-C180) / (C90-C270) - 75,0° / 114,8° |
| Photobiological risk class (IEC/EN 62471) | RG0 |
| Protection against electric shock | I |
| Protection degree | IP20 |
| Voltage | 220..240 V, 50..60 Hz |
| Lifetime of LED sources [h] | 60000 |
| Lx/By | L80/B10 |
| Operating temperature range [°C] | 5 ÷ 35 |
| Driver | standard on/off (E) |
| Circuit load capacity | 22 (B10), 34 (B16), 33 (C10), 54 (C16) |

Mechanical data



| | |
|------------------|--|
| Assembly | surface mounted on slings |
| Material | aluminum |
| Color | RAL 9016 (white) |
| Diffuser | OPTICS (optical system based on lenses) |
| Impact resistant | IK04 |
| Dimensions [mm] | 1142x 70 x 50 |


A graph of light



Accessories


Index 19.4101.0003.34

Name PARALLEL LED ACCESSORIES
COVER L-1140MM 34




Index 19.4101.0002.34

Name PARALLEL LED ACCESSORIES
CONNECTOR 34




Index 19.4101.0001.34

Name PARALLEL LED ACCESSORIES
END-CAP 34



Index 6E1-9875-4-1,5-3X

Name SUSPENSION NEW TYPE-D
LENGHT-1,5 METRA WIRE 3X 1-
POINT



Index 6E1-9875-3-1,5

Name SUSPENSION NEW TYPE-C
LENGHT-1,5 METRA WITHOUT
WIRE 1-POINT

