

Product: PARALLEL LED 6000 OPTICS-WIDE E 34 840 / L-1142MM

Index: 19.4101.3221.34



Description

Parallel is an industrial modular system for installing in straight lines. It is an excellent option for lighting industrial premises and warehouses, but is also suitable for offices, supermarkets and commercial spaces. A luminaire mounted in line systems, made of aluminium, painted in white. To be applied in industrial objects and other places, where high intensity and uniformity of lighting is necessary.

Product information


Category	Industrial luminaires
Family	PARALLEL LED
Name	PARALLEL LED 6000 OPTICS-WIDE E 34 840 / L-1142MM
Index	19.4101.3221.34



Light and electrical data

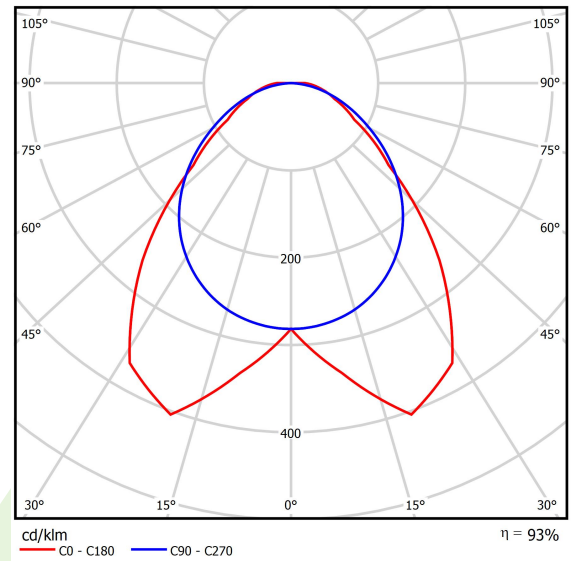
Light source	LED
Luminous flux LED [lm]	6270,2
LED power [W]	34,2
Luminaire luminous flux [lm]	5804,4
Power of luminaire [W]	38,3
Luminaire's light efficiency [lm/W]	151,6
Color of the light [K]	4000
CRI	>80
SDCM (LED sources)	3
Beam angle [°]	(C0-C180) / (C90-C270) - 90,6° / 105,4°
Photobiological risk class (IEC/EN 62471)	RG0
Protection against electric shock	I
Protection degree	IP20
Voltage	220..240 V, 50..60 Hz
Lifetime of LED sources [h]	60000
Lx/By	L80/B10
Operating temperature range [°C]	5 ÷ 35
Driver	standard on/off (E)
Circuit load capacity	22 (B10), 34 (B16), 33 (C10), 54 (C16)

Mechanical data



Assembly	surface mounted on slings
Material	aluminum
Color	RAL 9016 (white)
Diffuser	OPTICS (optical system based on lenses)
Impact resistant	IK04
Dimensions [mm]	1142x 70 x 50


A graph of light



Accessories


Index 19.4101.0003.34

Name PARALLEL LED ACCESSORIES
COVER L-1140MM 34




Index 19.4101.0002.34

Name PARALLEL LED ACCESSORIES
CONNECTOR 34




Index 19.4101.0001.34

Name PARALLEL LED ACCESSORIES
END-CAP 34



Index 6E1-9875-4-1,5-3X

Name SUSPENSION NEW TYPE-D
LENGHT-1,5 METRA WIRE 3X 1-
POINT



Index 6E1-9875-3-1,5

Name SUSPENSION NEW TYPE-C
LENGHT-1,5 METRA WITHOUT
WIRE 1-POINT

