


**Product:** BERYL PROOF WALL K LED UP&down 2X1000 MEDIUM EDD IP65 04 830**Index:** 19.3140.0005.04

## Description

Luminaire adapted to be mounted on walls. High lighting efficiency LEDs were used. Its body is made from anodized aluminum profile. It is resistant to solids, dust, and liquids penetration – IP65. This type of luminaire is recommended for decorative or accent illumination of buildings.

## Product information

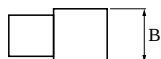
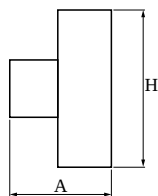
Category	Outdoor luminaires
Family	BERYL PROOF WALL K LED
Name	BERYL PROOF WALL K LED UP&down 2X1000 MEDIUM EDD IP65 04 830
Index	19.3140.0005.04



## Light and electrical data

Light source	LED
Luminous flux LED [lm]	2300
LED power [W]	10,8
Luminaire luminous flux [lm]	1954
Power of luminaire [W]	12,2
Luminaire's light efficiency [lm/W]	160,2
Color of the light [K]	3000
CRI	85
SDCM (LED sources)	2
Beam angle [°]	(C0-C180) / (C90-C270) - 57,6° / 56,2°
Photobiological risk class (IEC/EN 62471)	RG1
Protection against electric shock	I
Protection degree	IP65
Voltage	220..240 V, 50..60 Hz
Lifetime of LED sources [h]	95000 (1) / 100000 (2) / 100000 (3)
Lx/By	L90/B10 (1) / L80/B10 (2) / L70/B10 (3)
Operating temperature range [°C]	-25 ÷ 30
Driver	DIM DALI (EDD)
Power factor cos φ	>0,95
Circuit load capacity	12 (B10), 20 (B16), 20 (C10), 34 (C16)

## Mechanical data



Assembly	<b>mounted on wall</b>
Material	<b>aluminum</b>
Color	<b>RAL 9005 (black)</b>
Diffuser	<b>transparent polycarbonate</b>
Impact resistant	<b>IK06</b>
Dimensions [mm]	<b>210 x 120 x 370</b>

## A graph of light

