

Product: RING SURFACE 460 LED 6800 PLX L-DOWN E 34 IP40 840

Index: 19.3094.0003.34



Description

Sophisticated luminaire providing the effect of a lighting ring dedicated to be mounted on ceilings, equipped with highly efficient LED sources. The luminaire provides possibility for unique illumination of interior. The color rendering indicator is Ra>80. Luminaire body is made from powder coated steel sheet in white. The luminaire diffuser is made from opal PMMA. Luminaire is protected against water and dust penetration – IP40. It has the first class protection against the electric shock.

Product information


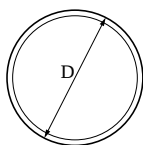
Category	Surface mounted luminaires
Family	RING SURFACE LED
Name	RING SURFACE 460 LED 6800 PLX L-DOWN E 34 IP40 840
Index	19.3094.0003.34



Light and electrical data

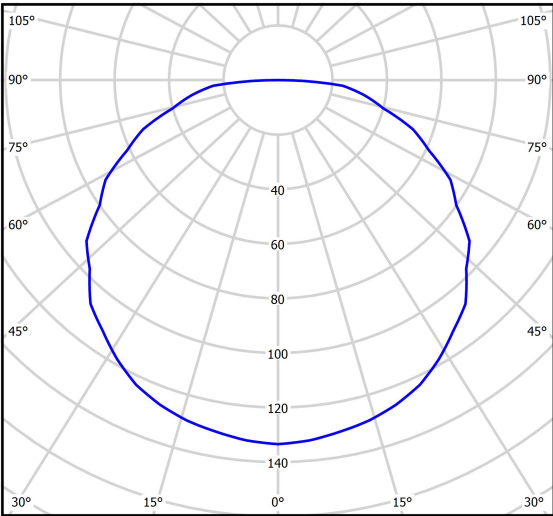
Light source	LED
Luminous flux LED [lm]	6808
LED power [W]	50
Luminaire luminous flux [lm]	3076
Power of luminaire [W]	56
Luminaire's light efficiency [lm/W]	54,9
Color of the light [K]	4000
CRI	>80
Beam angle [°]	(C0-C180) / (C90-C270) - 125,2° / 125,2°
Protection against electric shock	I
Protection degree	IP40
Voltage	220..240 V, 50..60 Hz
Lifetime of LED sources [h]	36000
Lx/By	L70/B50
Operating temperature range [°C]	5 ÷ 30
Driver	standard on/off (E)
Power factor cos φ	>0,95
Circuit load capacity	8 (B10), 13 (B16), 13 (C10), 22 (C16)

Mechanical data



Assembly	directly mounted to ceiling construction or surface mounted on slings
Material	steel sheet
Color	RAL 9016 (white)
Diffuser	PLX (PMMA opal)
Impact resistant	IK04
Weight [kg]	3,75
Dimensions [mm]	Ø460 x 70

A graph of light

 $\eta = 45\%$

Luminous flux tolerance +/- 10%. Power tolerance +/- 10%.
 Technical data may be changed. Photos of the luminaires may differ from reality.
 Date of last update: 23-12-2022