

**Product:** BERYL KN LED UP&DOWN 2x2,4W LED 5°-21°/6500K IP40 21

**Index:** 19.3013.2004.21



## Description

Luminaire adapted to be mounted on walls. High lighting efficiency LEDs were used as light sources. Optical system consists of professional lens that provide light distribution of 5-21° angle. Owing to the optical system solutions, the product is highly effective. Its body is made from anodized aluminum profile. It is resistant to solids, dust, and liquids penetration – IP40 or IP65. This type of luminaire is recommended for decorative or accent illumination, e.g. in restaurants, pubs, or cafes.

## Product information

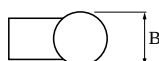
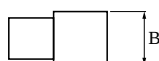
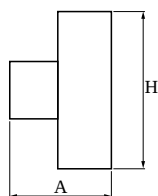
Category	Architectural luminaires
Family	BERYL KN LED UP&DOWN
Name	BERYL KN LED UP&DOWN 2x2,4W LED 5°-21°/6500K IP40 21
Index	19.3013.2004.21



## Light and electrical data

Light source	LED
Luminous flux LED [lm]	426
LED power [W]	5
Luminaire luminous flux [lm]	343
Power of luminaire [W]	7
Luminaire's light efficiency [lm/W]	49
Color of the light [K]	6500
CRI	>80
SDCM (LED sources)	5
Beam angle [°]	(C0-C180) / (C90-C270) - 36° / 9,6°
Protection against electric shock	I
Protection degree	IP40
Voltage	220..240 V, 50..60 Hz
Lifetime of LED sources [h]	50000
Lx/By	L70/B50
Operating temperature range [°C]	5 ÷ 30
Driver	standard on/off (E)
Circuit load capacity	80 (B10), 157 (B16), 265 (C10), 317 (C16)

## Mechanical data



Assembly	mounted on wall
Material	aluminum
Color	RAL 9006 (gray, metallic, fine structure)
Diffuser	transparent polycarbonate
Impact resistant	IK04
Dimensions [mm]	75 x 50 x 148

## A graph of light

