

**Product:** X-LINE PRO COMPACT 2000/4000 PLX-T/PLX E 24 840 LINE / L-1128MM**Index:** 19.2118.4341.24

## Description

Light fitting made out of aluminium profile. Simple luminaire construction (no mounting plates or LED plates). LEDs in the standard version are mounted by inserting them into the slot in the middle of the profile. Direct-indirect (up&down) light distribution. Available optical systems: PMMA opal diffuser (PLX), microprismatic PMMA (Micro-PRM). Diffuser used for indirect light distribution (at the top of the luminaire) available only in the PLX-T version (transparent PMMA). The luminaire is available in a line version. Available colors: anodized aluminum or any color from the RAL palette on request. Gray polycarbonate end caps, white or black on request. Plastic plate (HIPS) masking the electronics compartment (only in luminaires with direct distribution). Possibility to use an aluminum snap-on aluminum cover and increase the IP rating to IP40. The use of luminaires typically for offices, public utility rooms, communication / common areas in multi-family buildings.

## Product information


Category	Compact
Family	X-LINE PRO COMPACT UP&DOWN LINE
Name	X-LINE PRO COMPACT 2000/4000 PLX-T/PLX E 24 840 LINE / L-1128MM
Index	19.2118.4341.24



## Light and electrical data

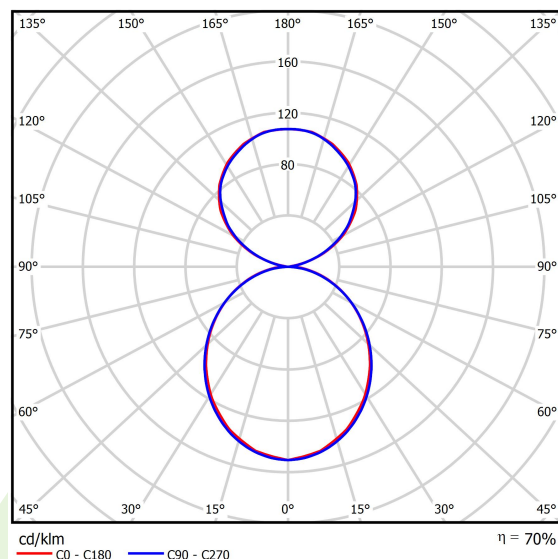
Light source	LED
Luminous flux LED [lm]	7034
LED power [W]	35,4
Luminaire luminous flux [lm]	4959
Power of luminaire [W]	39,6
Luminaire's light efficiency [lm/W]	125,2
Color of the light [K]	4000
CRI	>80
SDCM (LED sources)	3
Beam angle [°]	(C0-C180) / (C90-C270) - 103,4° / 104,2°
Photobiological risk class (IEC/EN 62471)	RG0
Protection against electric shock	I
Protection degree	IP40
Voltage	220..240 V, 50..60 Hz
Lifetime of LED sources [h]	60000
Lx/By	L80/B10
Operating temperature range [°C]	5 ÷ 35
Driver	standard (E)
Circuit load capacity	15 (B10), 25 (B16), 24 (C10), 38 (C16)

## Mechanical data



Assembly	surface mounted on slings
Material	aluminum
Color	anodised aluminum
Diffuser	PLX-T/PLX (transparent PMMA/PMMA opal) [up/down]
Impact resistant	IK04
Dimensions [mm]	1128 x 60 x 72


## A graph of light



## Accessories


Index 6E1-500KWAN1P-3

Name SUSPENSION NEW TYPE-A 24  
LENGHT 1,5M WIRE 3X 1-POINT



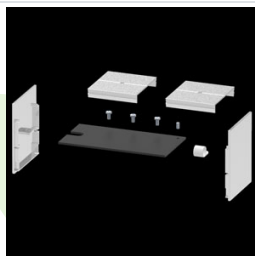
Index 6E1-8670-B-1,5

Name SUSPENSION NEW TYPE-E  
LENGHT-1,5 METER WITHOUT  
WIRE 1-POINT



Index 19.2118.0001.24

Name X-LINE PRO COMPACT LINE L-  
DOWN FRONT+END SET 24



Index 19.2118.0003.24

Name X-LINE PRO COMPACT LINE L-  
DOWN MIDDLE SET 24

