


**Product:** X-LINE PRO COMPACT 4000 MICRO-PRM E 24 840 LINE / L-1128MM

**Index:** 19.2118.2341.24



## Description

Light fitting made out of aluminium profile. Simple luminaire construction (no mounting plates or LED plates). LEDs in the standard version are mounted by inserting them into the slot in the middle of the profile. Direct (down) light distribution. Available optical systems: PMMA opal diffuser (PLX), microprismatic PMMA (Micro-PRM). The luminaire is available in a line version. Available colors: anodized aluminum or any color from the RAL palette on request. Gray polycarbonate end caps, white or black on request. Plastic plate (HIPS) masking the electronics compartment (only in luminaires with direct distribution). Possibility to use an aluminum snap-on aluminum cover and increase the IP rating to IP40. The use of luminaires typically for offices, public utility rooms, communication / common areas in multi-family buildings.

## Product information


|          |  |
|----------|--|
| Category | Compact  |
| Family   | X-LINE PRO COMPACT LINE                                    |
| Name     | X-LINE PRO COMPACT 4000 MICRO-PRM E 24 840 LINE / L-1128MM |
| Index    | 19.2118.2341.24  |



## Light and electrical data

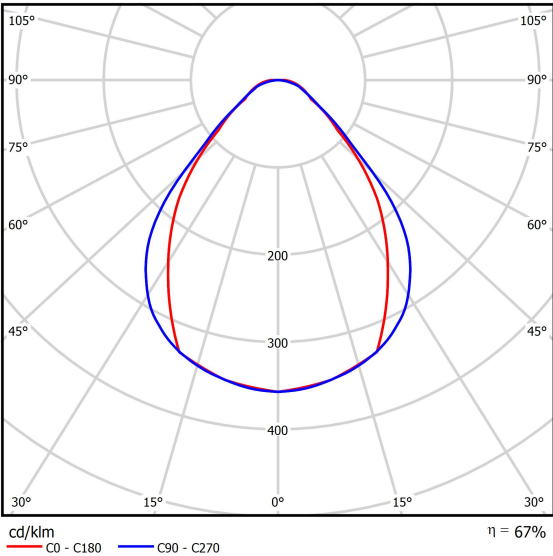
|   |  |
|---|--|
| Light source                              | LED                                    |
| Luminous flux LED [lm]                    | 4606,4                                 |
| LED power [W]                             | 23,7                                   |
| Luminaire luminous flux [lm]              | 3100                                   |
| Power of luminaire [W]                    | 26,5                                   |
| Luminaire's light efficiency [lm/W]       | 117                                    |
| Color of the light [K]                    | 4000                                   |
| CRI                                       | >80                                    |
| SDCM (LED sources)                        | 3                                      |
| Beam angle [°]                            | (C0-C180) / (C90-C270) - 79,4° / 87,8° |
| Photobiological risk class (IEC/EN 62471) | RG0                                    |
| Protection against electric shock         | I                                      |
| Protection degree                         | IP40                                   |
| Voltage                                   | 220..240 V, 50..60 Hz                  |
| Lifetime of LED sources [h]               | 60000                                  |
| Lx/By                                     | L80/B10                                |
| Operating temperature range [°C]          | 5 ÷ 35                                 |
| Driver                                    | standard on/off (E)                    |
| Circuit load capacity                     | 22 (B10), 34 (B16), 33 (C10), 54 (C16) |

## Mechanical data



|                  |   |
|------------------|---|
| Assembly         | directly mounted to ceiling construction or surface mounted on slings |
| Material         | aluminum  |
| Color            | anodised aluminum   |
| Diffuser         | Micro-PRM (micro-prismatic diffuser PMMA)                             |
| Impact resistant | IK04  |
| Dimensions [mm]  | 1128 x 60 x 72  |

A graph of light



Accessories

Index 6E1-500KWAN1P-3  
Name SUSPENSION NEW TYPE-A 24  
LENGHT 1,5M WIRE 3X 1-POINT



Index 6E1-8670-B-1,5  
Name SUSPENSION NEW TYPE-E  
LENGHT-1,5 METER WITHOUT  
WIRE 1-POINT



Index 19.2118.0001.24  
Name X-LINE PRO COMPACT LINE L-  
DOWN FRONT+END SET 24



Index 19.2118.0003.24  
Name X-LINE PRO COMPACT LINE L-  
DOWN MIDDLE SET 24

