




UNIVERSAL LINE LED

Surface mounted luminaires



Universal Line system is built on the base of aluminium profile of crosswise dimension after assembly 60 mm x 75 mm, LED strips and linear lenses. Standard colour - natural anodized aluminium. Installation: - surface mounted line (spring plates to the ceiling) - suspended line. The construction of the luminaire ensures one of the three levels of protection: IP20, IP55 or IP65. IP20 and IP65 versions of the product are dedicated for internal use. Versions IP55 of the luminaire are dedicated for external use. In order to achieve the level of protection IP55, luminaires should be installed purely and simply on a horizontal surface, illuminating part should be directed downwards. It is forbidden to install the luminaire on the wall or directed upwards.




Hyundai showroom, Cracow



Main parameters:

Name	Luminous flux LED [lm]	Power of luminaire [W]	Color [K]	Dimensions A x B x H [mm]
UNIVERSAL LINE LED 4400	4565	24,7	4000	1159 x 60 x 75
UNIVERSAL LINE LED 8000	8330	53	4000	1159 x 60 x 75
UNIVERSAL LINE LED 8800	9130	49,1	4000	2288 x 60 x 75
UNIVERSAL LINE LED 16000	16660	106	4000	2288 x 60 x 75
UNIVERSAL LINE 3F	N/A	N/A	N/A	1159 x 60 x 75
UNIVERSAL LINE OUTDOOR LED 2200	2203 / 2283	13	3000 / 4000	595 x 60 x 75
UNIVERSAL LINE OUTDOOR LED 4400	4406 / 4565	25	3000 / 4000	1159 x 60 x 75
UNIVERSAL LINE OUTDOOR LED 8800	8811 / 9130	49	3000 / 4000	2288 x 60 x 75

Technical drawing:



Light and electrical features:

Light source	LED/none
Voltage	220..240 V, 50..60 Hz
Lifetime of LED sources [h]	100000 (1) / 147000 (2)
Lx/By	L80/B10 (1) / L70/B50 (2)
CRI	>80
SDCM (LED sources)	3
Operating temperature range [°C]	-25 ÷ 30
Driver	standard on/off (E) DIM DALI (EDD) *
Power factor cos φ	>0,95

* Variant to specify when ordering

Mechanical features:

Assembly	directly mounted to ceiling construction or surface mounted on slings
Material	aluminum
Color	anodised aluminum
Diffuser	Micro-PRM (micro-prismatic diffuser PMMA) OPTICS (optical system based on lenses) PLX (PMMA opal) not available in 3F version SHM (hardened mat glass)

Additional information:

The Outdoor version must be mounted under a roof and must be protected from direct sunlight. The luminaire can be made in CLO version.

Note: The power shown refers to the whole system (tolerance +/- 10%).
The given luminous flux refers to LED light sources (tolerance +/- 10% depends on the value of the colour temperature).
Technical data may be changed. Photos of the luminaires may differ from reality.
Date of last update: 23-12-2022

Dodatkowe informacje / Additional information / Zusätzliche Informationen:

Akcesoria / Accessories / Zubehör



uchwyt nastropowy
ceiling clips
Deckengriff




uchwyt pod zawiesia
clips for slings
Griff für Aufhängung



zawiesia
slings
Aufhängung

Rodzaje modułów liniowych / Type of linear modules / Arten der Linearmodule



Zaślepka (zakończenie płaskie)
End Cap (flat ending)
Endkappe

Zakończenie żeńskie
Female ending
weibliches Ende

Zakończenie męskie
Male ending
männliches Ende

Element początkowy LINIA-EL z zakończeniem płaskim z jednej strony i żeńskim z drugiej. Moduł przystosowany do podłączenia zasilania.
Initial module LINE-EL with the flat ending on the one side and female ending on the other. Module is suitable to connect the power.
Ausgangsmodul LINIE-EL mit dem flachen Kupplung / Stecker für Stromanschluss.

Element środkowy LINIA-S z zakończeniem męskim z jednej strony i żeńskim z drugiej.
Middle module LINE-S with male ending on the one side and female ending on the other.
Mittelmodul LINIE-S mit dem flachen Kupplung / Stecker für Stromanschluss.

Element końcowy LINIA-EP z zakończeniem męskim z jednej strony i płaskim z drugiej.
Final module LINE-EP with male ending on the one side and flat ending on the other.
Ausgangsmodul LINIE-EP mit dem flachen Kupplung / Stecker für Stromanschluss.



Rodzaje optyk / Type of optics / Arten von Optiken



3-phase track

PMMA opal diffuser (PLX)

Optics Lenses

Podłączenie zasilania / Power connection / Stromanschluss



IP20



IP55/IP65

Dodatkowe informacje / Additional information / Zusätzliche Informationen:

UWAGA / WARNING / ACHTUNG

Oprawa w wersji Outdoor musi być montowana wyłącznie pod zadaszeniem. Dodatkowo musi być osłonięta od bezpośredniego działania promieniowania słonecznego.
The Outdoor version must only be mounted under a roof. In addition, it must be protected from direct sunlight.
Die Outdoor-Version darf nur unter einem Dach montiert werden. Darüber hinaus muss es vor direkter Sonneneinstrahlung geschützt werden.

