





RIM LED COMPACT

Compact



Modern LED panel for installation in suspended ceilings, directly on the ceiling or using the slings. Equipped with the highly efficient LED sources. Luminary body made from aluminum. Colour of luminary - white. CRI>80. Luminary dedicated for the public use structure like offices, conference rooms, classrooms, lecture halls etc. The manufacturer informs that when mounting on slings during the luminaire's operation visible deformations of the luminary from the horizontal plane are allowed within ± 6 mm. This is due to the natural phenomenon of thermal expansion of materials and its own weight. If you need to maintain greater flatness tolerances, please contact our sales representative to choose the right lighting solution.



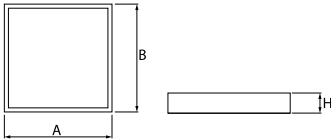
Language school "Eurasia", Berlin



Main parameters:

Name	Luminous flux LED [lm]	Power of luminaire [W]	Color [K]	Dimensions A x B x H [mm]
RIM LED COMPACT 4000	5465	34,2	4000	595 x 595 x 10

Technical drawing:



Light and electrical features:

Light source	LED
Voltage	220..240 V, 50..60 Hz
Lifetime of LED sources [h]	54000
Lx/By	L80/B10
CRI	>80
SDCM (LED sources)	6
Photobiological risk class (IEC/EN 62471)	RG0
Operating temperature range [°C]	5 ÷ 30
Driver	standard on/off (E)

Mechanical features:

Assembly	mounted in module ceilings, plasterboard ceilings, directly on the ceiling or using the slings
Material	aluminum
Color	RAL 9016 (white)
Diffuser	Micro-PRM (micro-prismatic diffuser PMMA) PLX (PMMA opal)

Note: The power shown refers to the whole system (tolerance +/- 10%).
The given luminous flux refers to LED light sources (tolerance +/- 10% depends on the value of the colour temperature).
Technical data may be changed. Photos of the luminaires may differ from reality.
Date of last update: 23-12-2022