





PRISON LED

Industrial luminaires



Surface mounted LED luminaire. Luminaire body made from steel sheet, powder coated in white. Luminaire 40 J impact resistant. Luminaire recommended for rooms of vandal and humidity hazards.

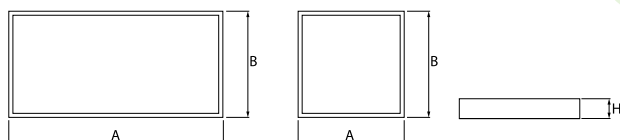




Main parameters:

Name	Luminous flux LED [lm]	Power of luminaire [W]	Color [K]	Dimensions A x B x H [mm]
PRISON LED 2600	2617	14,4	4000	400 x 400 x 60
PRISON LED 2600	2617	14,4	4000	650 x 325 x 60
PRISON LED 4400	4565	24,7	4000	400 x 400 x 60
PRISON LED 4400	4565	24,7	4000	650 x 325 x 60
PRISON LED 5200	5234	28,2	4000	650 x 650 x 60
PRISON LED 5200	5234	28,2	4000	1240 x 200 x 60
PRISON LED 8800	9130	49,1	4000	650 x 650 x 60
PRISON LED 8800	9130	49,1	4000	1240 x 200 x 60
PRISON LED 10400	10468	56,3	4000	1240 x 200 x 60
PRISON LED 13200	13695	71,6	4000	1240 x 200 x 60

Technical drawing:



Light and electrical features:

Light source	LED
Voltage	220..240 V, 50..60 Hz
Lifetime of LED sources [h]	100000 (1) / 147000 (2)
Lx/By	L80/B10 (1) / L70/B50 (2)
CRI	>80
SDCM (LED sources)	3
Operating temperature range [°C]	-25 ÷ 30
Driver	standard on/off (E) DIM DALI (EDD) *
Power factor cos φ	>0,95

* Variant to specify when ordering

Mechanical features:

Assembly	surface mounted on ceiling
Material	steel sheet
Color	RAL 9016 (white)
Diffuser	PC (opallescint polycarbonate)

Additional information:

The luminaire can be made in CLO version.

Note: The power shown refers to the whole system (tolerance +/- 10%).
The given luminous flux refers to LED light sources (tolerance +/- 10% depends on the value of the colour temperature).
Technical data may be changed. Photos of the luminaires may differ from reality.
Date of last update: 23-12-2022