




PATOS LINE LED LINE

Architectural luminaires



Nowadays architectural lighting should embody an irreproachable style and high quality of lighting parameters. A luminaire is expected to be exceptional in respect of its design – simple and elegant. Patos is designed for lighting galleries, museums, offices, clubs, restaurants and hotels; it gives any interior individual modern character. Fitting designed for suspended plasterboard ceilings, adapted to befit the ceiling surface. Body made of aluminium profile, prismatic diffuser with very good light transmission coefficient and light diffusion parameters. Mounting should take place before the ceiling surface is finished. After the finishing work of the ceiling is ended, the diffuser is installed.



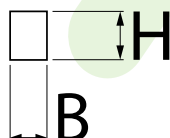
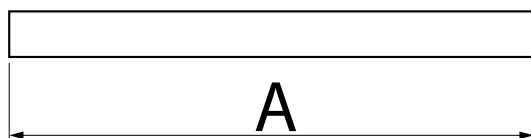
Oncology Centre, Warsaw



Main parameters:

Name	Luminous flux LED [lm]	Power of luminaire [W]	Color [K]	Dimensions A x B x H [mm]
PATOS-LINE LED 1300	1349 / 1420	9	3000 / 4000	563 x 77 x 81 / 562 x 77 x 81
PATOS-LINE LED 2200	2203 / 2283	12,6	3000 / 4000	563 x 77 x 81 / 562 x 77 x 81
PATOS-LINE LED 2600	2525 / 2617	14,4	3000 / 4000	1123 x 77 x 81 / 1122 x 77 x 81
PATOS-LINE LED 3250	3158 / 3273	18,3	3000 / 4000	1403 x 77 x 81 / 1402 x 77 x 81
PATOS-LINE LED 3900	3788 / 3926	21,7	3000 / 4000	1683 x 77 x 81 / 1682 x 77 x 81
PATOS-LINE LED 4400	4406 / 4565	24,7	3000 / 4000	1123 x 77 x 81 / 1122 x 77 x 81
PATOS-LINE LED 5500	5526 / 5727	30,5	3000 / 4000	1122 x 77 x 81 / 1123 x 77 x 81 / 1403 x 77 x 81
PATOS-LINE LED 6600	6608 / 6848	35,3	3000 / 4000	1683 x 77 x 81 / 1682 x 77 x 81

Technical drawing:



Light and electrical features:

Light source	LED
Voltage	220..240 V, 50..60 Hz
Lifetime of LED sources [h]	100000 (1) / 147000 (2)
Lx/By	L80/B10 (1) / L70/B50 (2)
CRI	>80
SDCM (LED sources)	3
Operating temperature range [°C]	5 ÷ 30
Driver	standard on/off (E)
Power factor cos φ	>0,9 >0,95 *

* Variant to specify when ordering

Mechanical features:

Assembly	mounted in plasterboard ceilings
Material	steel sheet
Color	white
Diffuser	PLX (PMMA opal)

Note: The power shown refers to the whole system (tolerance +/- 10%).
The given luminous flux refers to LED light sources (tolerance +/- 10% depends on the value of the colour temperature).
Technical data may be changed. Photos of the luminaires may differ from reality.
Date of last update: 23-12-2022