





MOSAIC T LED

Architectural luminaires



System dedicated for 600 x 600 module suspended ceilings. It has a module and segment construction that includes the simple element, the curve, +-shaped element, L-shaped element and T-shaped element. Combination of these elements provides unlimited possibilities of interior lighting arrangement. It is possible to combine the lighting functionality and unique aesthetics of the interior. The location of segments can be altered any time by turning particular plaster boards. Owing to the color diffusers or LED RGB strips it is possible to obtain some extra color effects. The LED system can be easily dimmed what provides some extra energy savings.



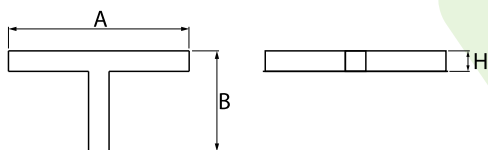
National Health Care office, Szczecin



Main parameters:

Name	Luminous flux LED [lm]	Power of luminaire [W]	Color [K]	Dimensions A x B x H [mm]
MOSAIC T LED 1950	1895 / 1964	11,1	4000	597 x 345 x 68
MOSAIC T LED 3300	3436	19,2	4000	597 x 345 x 68

Technical drawing:



Light and electrical features:

Light source	LED
Voltage	220..240 V, 50..60 Hz
Lifetime of LED sources [h]	100000 (1) / 147000 (2)
Lx/By	L80/B10 (1) / L70/B50 (2)
CRI	>80
SDCM (LED sources)	3
Operating temperature range [°C]	5 ÷ 30
Driver	standard on/off (E) DIM DALI (EDD) *
Power factor cos φ	>0,9

* Variant to specify when ordering

Mechanical features:

Assembly	mounted in module ceilings
Material	steel sheet
Color	RAL 9016 (white)
Diffuser	PLX (PMMA opal)

Additional information:

The luminaire can be made in CLO version.

Note: The power shown refers to the whole system (tolerance +/- 10%).
The given luminous flux refers to LED light sources (tolerance +/- 10% depends on the value of the colour temperature).
Technical data may be changed. Photos of the luminaires may differ from reality.
Date of last update: 23-12-2022