




FASAD FLOOR LED

Outdoor luminaires



Luminaire equipped with highly efficient LED sources. Its body made with aluminum profile that is power coated and resistant to all atmospheric conditions. Optical system consists of high class line lenses made with transparent PC. Diffuser is made from transparent or sand blasted hardened glass assembled in the body of the luminaire. Its tightness is provided owing to the higher class silicon seals, all the screws used are from INOX steel. Assembling in ground possible thanks to the mounting box made with aluminum profile included in set. Purpose: illuminating parks and squares, decorative illumination of entrances and paths, as well as surroundings of building structures, small architectural, scientific or natural objects.



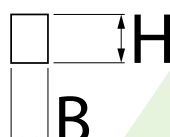
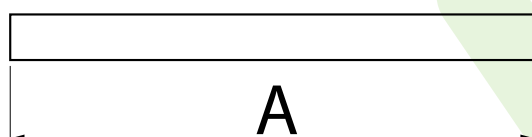
Park in Goleniów



Main parameters:

Name	Luminous flux LED [lm]	Power of luminaire [W]	Color [K]	Dimensions A x B x H [mm]
FASAD FLOOR LED 2200	2203 / 2283	12,6	3000 / 4000	637 x 120 x 127
FASAD FLOOR LED 4400	4406 / 4565	24,7	3000 / 4000	1237 x 120 x 127

Technical drawing:



Light and electrical features:

Light source	LED
Voltage	220..240 V, 50..60 Hz
Lifetime of LED sources [h]	100000 (1) / 147000 (2)
Lx/By	L80/B10 (1) / L70/B50 (2)
CRI	>80
SDCM (LED sources)	3
Operating temperature range [°C]	-25 ÷ 30
Driver	standard on/off (E)
Power factor cos φ	>0,95

Mechanical features:

Assembly	into the ground
Material	aluminum
Color	gray
Diffuser	SH (transparent hardened glass)

Note: The power shown refers to the whole system (tolerance +/- 10%).
The given luminous flux refers to LED light sources (tolerance +/- 10% depends on the value of the colour temperature).
Technical data may be changed. Photos of the luminaires may differ from reality.
Date of last update: 23-12-2022