





BACKPANEL LED UGR<19

UGR<19 luminaires



Modern LED panel dedicated to be mounted on suspended modular ceilings, cardboard suspended ceilings (using adaptive frame), directly on the ceiling (using adaptive frame) or using adaptive frame and suspensions. Equipped with the highly efficient LED sources. Direct light distribution. Luminary body made from steel sheet. PMMA opal diffuser. Colour of luminary - white. CRI>80. Luminary dedicated for the public use structure like offices, conference rooms, classrooms, lecture halls etc.



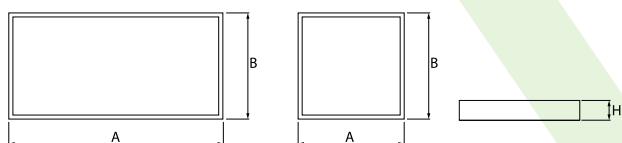
"Elclim" office, Toruń



Main parameters:

Name	Luminous flux LED [lm]	Power of luminaire [W]	Color [K]	Dimensions A x B x H [mm]
BACKPANEL LED 3800	3819 / 3969 / 3996 / 4242	25,9	3000 / 4000	596 x 596 x 34 / 1195 x 295 x 34
BACKPANEL LED 4800	4755 / 5047 / 4968 / 5378	33,6	3000 / 4000	596 x 596 x 34 / 1195 x 295 x 34
BACKPANEL LED 5800	5449 / 5825 / 5662 / 6192	40,2	3000 / 4000	596 x 596 x 34 / 1195 x 295 x 34

Technical drawing:



Light and electrical features:

Light source	LED
Voltage	220..240 V, 50..60 Hz
Lifetime of LED sources [h]	100000
Lx/By	L80/B10
CRI	>80
SDCM (LED sources)	3
Photobiological risk class (IEC/EN 62471)	RG0
Operating temperature range [°C]	5 ÷ 30
Driver	standard on/off (E) DIM DALI (EDD) *
Power factor cos φ	>0,95

* Variant to specify when ordering

Mechanical features:

Assembly	mounted in module ceilings, plasterboard ceilings, directly on the ceiling or using the suspensions
Material	steel sheet
Color	RAL 9016 (white)
Diffuser	Micro-PRM (micro-prismatic diffuser PMMA)

Additional information:

The luminaire can be made in CLO version.

Note: The power shown refers to the whole system (tolerance +/- 10%).
The given luminous flux refers to LED light sources (tolerance +/- 10% depends on the value of the colour temperature).
Technical data may be changed. Photos of the luminaires may differ from reality.
Date of last update: 23-12-2022