





## ARTSHAPE X LED

Architectural luminaires



Modernistic architectural luminaire in shapes of popular geometrical figures and fashionable design of simple form. The luminaire is adjusted to be mounted on slings. It is equipped with highly efficient LED light sources. Various options of luminous flux and colour temperature are available. The sides of the shade are made of thin-walled aluminium profile. In combination with a possibility of painting according to RAL palette, the luminaires allow to achieve a unique arrangement of various premises. Perfectly even surface-emitting is made of material which has very good light transmittance factor and has good diffusion parameters. This luminaire is dedicated to room of high stylistic requirements. It is perfect for hotel atrium, office receptions, architectural studios, conference rooms or halls and corridors in exclusive buildings as well as for theatres or modern shops in shopping centres.



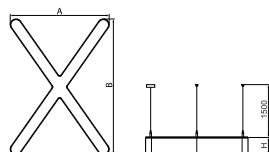
BabyliSS PARIS office, Warsaw



## Main parameters:

Name	Luminous flux LED [lm]	Power of luminaire [W]	Color [K]	Dimensions A x B x H [mm]
ARTSHAPE X LED 4000	3960	31	4000	726 x 1000 x 80
ARTSHAPE X LED 8000	7920	62	4000	726 x 1000 x 80

## Technical drawing:



## Light and electrical features:

Light source	LED
Voltage	220..240 V, 50..60 Hz
Lifetime of LED sources [h]	60000
Lx/By	L80/B10
CRI	>80
SDCM (LED sources)	3
Photobiological risk class (IEC/EN 62471)	RG0
Operating temperature range [°C]	0 ÷ 30
Driver	standard on/off (E)
Power factor cos φ	>0,95

## Mechanical features:

Assembly	surface mounted on slings
Material	aluminum
Color	RAL 9016 (white)
Diffuser	PLX (PMMA opal)

## Additional information:

These luminaires are characterised by tightly closed chamber of LED light sources (IP65) thanks to this impurities are not visible on the diffuser for a long time of exploitation. Temperature range for storage and transport from 0° C to 40° C.

Note: The power shown refers to the whole system (tolerance +/- 10%).  
The given luminous flux refers to LED light sources (tolerance +/- 10% depends on the value of the colour temperature).  
Technical data may be changed. Photos of the luminaires may differ from reality.  
Date of last update: 23-12-2022